


TI-84 Plus Silver Edition

TEXAS INSTRUMENTS




STAT PLOT F1 Y= WINDOW TBLSET F2 ZOOM FORMAT F3 TRACE CALC F4 TABLE F5 GRAPH

2ND	QUIT	INS	↑	
A-LOCK	MODE	DEL	←	
ALPHA	LINK	LIST	→	
TEST A	X,T,θ,n	STAT	↓	
MATH	ANGLE B	DRAW C	DISTR	CLEAR
MATRIX D	APPS	PRGM	VARS	π H
x ⁻¹	SIN ⁻¹ E	COS ⁻¹ F	TAN ⁻¹ G	^
√ ¹	SIN	COS	TAN	e ^M
x ²	EE J	{ K	} L	÷
10 ^x N	u O	v P	w Q	[R
LOG	7	8	9	X
e ^x S	L4 T	L5 U	L6 V] W
LN	4	5	6	-
RCL X	L1 Y	L2 Z	L3 θ	MEM "
STO>	1	2	3	+
OFF	CATALOG	i :	ANS ?	ENTRYSOLVE
ON	0	.	(-)	ENTER

TI-84 Plus Silver Edition

TEXAS INSTRUMENTS




STAT PLOT F1 Y= WINDOW TBLSET F2 ZOOM FORMAT F3 TRACE CALC F4 TABLE F5 GRAPH

2ND	QUIT	INS	↑	
A-LOCK	MODE	DEL	←	
ALPHA	LINK	LIST	→	
TEST A	X,T,θ,n	STAT	↓	
MATH	ANGLE B	DRAW C	DISTR	CLEAR
MATRIX D	APPS	PRGM	VARS	π H
x ⁻¹	SIN ⁻¹ E	COS ⁻¹ F	TAN ⁻¹ G	^
√ ¹	SIN	COS	TAN	e ^M
x ²	EE J	{ K	} L	÷
10 ^x N	u O	v P	w Q	[R
LOG	7	8	9	X
e ^x S	L4 T	L5 U	L6 V] W
LN	4	5	6	-
RCL X	L1 Y	L2 Z	L3 θ	MEM "
STO>	1	2	3	+
OFF	CATALOG	i :	ANS ?	ENTRYSOLVE
ON	0	.	(-)	ENTER

TI-84 Plus Silver Edition

TEXAS INSTRUMENTS



STAT PLOT F1 Y= WINDOW TBLSET F2 ZOOM FORMAT F3 TRACE CALC F4 TABLE F5 GRAPH

2ND	QUIT	INS	↑	
A-LOCK	MODE	DEL	←	
ALPHA	LINK	LIST	→	
TEST A	X,T,θ,n	STAT	↓	
MATH	ANGLE B	DRAW C	DISTR	CLEAR
MATRIX D	APPS	PRGM	VARS	π H
x ⁻¹	SIN ⁻¹ E	COS ⁻¹ F	TAN ⁻¹ G	^
√ ¹	SIN	COS	TAN	e ^M
x ²	EE J	{ K	} L	÷
10 ^x N	u O	v P	w Q	[R
LOG	7	8	9	X
e ^x S	L4 T	L5 U	L6 V] W
LN	4	5	6	-
RCL X	L1 Y	L2 Z	L3 θ	MEM "
STO>	1	2	3	+
OFF	CATALOG	i :	ANS ?	ENTRYSOLVE
ON	0	.	(-)	ENTER